



# ZVYŠOVANIE MOTIVÁCIE ŽIAKOV CEZ KREATIVITU NA HODINÁCH

# MOTIVÁCIA ŽIAKOV

---

- ✘ Chváľte prácu žiakov
- ✘ Zamerajte sa na to, čo sa naučili, nie na to čo ešte nevedia
- ✘ Každý žiak je iný. Neporovnávajújte ich
- ✘ Nech je trieda **bezpečná** a **podnetná**
- ✘ Nech sú hodiny zábavné a bavte sa aj vy so žiakmi
- ✘ Prispôsobte aktivity žiakom
- ✘ Žiaci sa učia jazyky **prirodzene**

- 
- ✘ **Zosobnite** učenie žiakom – ich záujmy
  - ✘ Zistite, čo **funguje**. Adaptuj materiál
  - ✘ Dajte žiakom možnosť uspieť, ak sa im nedarí
  - ✘ Zaved'te rutinu
  - ✘ Používajte prácu vo dvojiciach, skupinách, projektovú prácu, aby sa zapojili aj slabší žiaci

---


# KREATIVITA A KRITICKÉ MYSLENIE

# ČO VIDÍTE?

Figure 3



It is difficult to look at the same information from different perspectives.

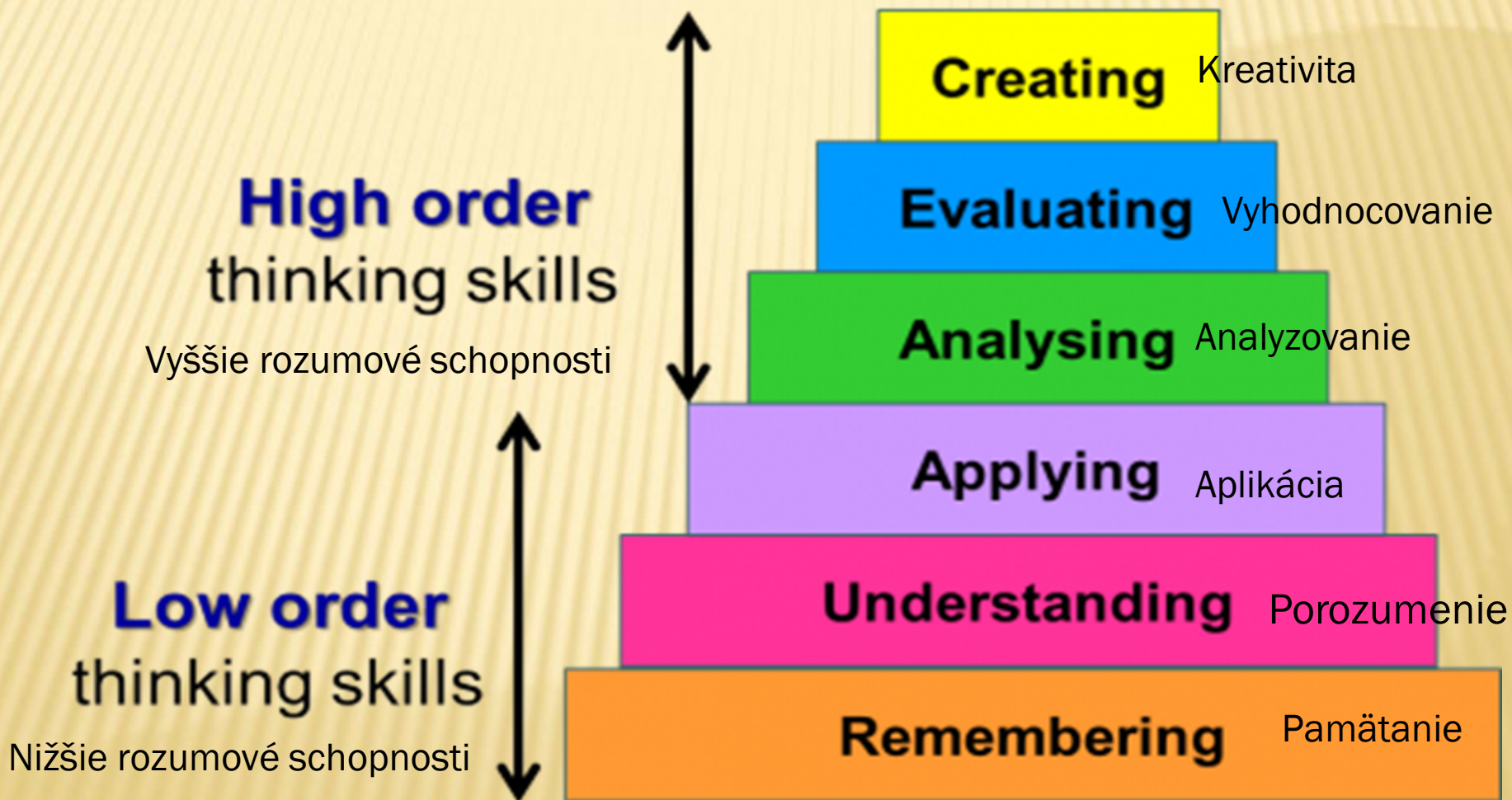


# NA ČO SA DÁ POUŽIŤ DÁŽDNIK?





# BLOOMOVA TAXONÓMIA





**Kreativita:** vyrábánie, konštruovanie,  
vynaliezanie, produkovanie, plánovanie

**Vyhodnocovanie:** overovanie, testovanie  
experimentovanie, posudzovanie,

**Analyzovanie:** porovnávanie, organizovanie,  
integrovanie, vyhľadávanie,

**Aplikovanie:** implementácia, použitie

**Porozumenie:** vysvetlenie, klasifikovanie,  
sumarizovanie

**Pamätanie:** rozoznanie, opis, pomenovanie,  
zoradenie, definovanie

# ÚLOHA



Napiš otázky ku pre každú rozumovú schopnosť.

---

Nižšie rozumové schopnosti:

- 1) Aké prvky krajiny vidíte na obrázku?
- 2) Akú klímu má krajina na obrázku?
- 3) Aké more je v pozadí?

Vyššie rozumové schopnosti:

- 1) Prečo je tam toľko vysokých budov?
- 2) Podobá sa to na miesto kde žijete? Prečo?
- 3) Keby ste boli architekti, čo by ste zmenili a prečo?

# PERO V STREDE

1. Rozdeľte žiakov do skupín
2. V strede stola je jeden papier a pero
3. Žiaci zaradom berú pero a píšú myšlienky k téme
4. Každý musí niečo napísať
5. Podelia sa o svoje názory v skupine
6. Porovnávajú s ostatnými
7. Na záver overia, či sa im po diskusii zmenil názor. Ak áno : ako a prečo



# THINK, PAIR, SHARE

- ✘ Otázka na vyššie rozumové schopnosti (1-3 minúty každý sám rozmýšľa)
- ✘ Diskusia vo dvojiciach (2-5 min)
- ✘ Riadená diskusia v triede
- ✘ Možné potom opäť vo dvojiciach prediskutovať rozdiely





<https://www.youtube.com/watch?v=-9AWNI-A-34>

<http://www.theteachertoolkit.com/index.php/tool/think-pair-share>

# ABC – ANTICIPATION, BUILDING KNOWLEDGE AND CONSOLIDATION

## Watch the anticipation guide strategy in action

Go inside Cathy Doyle's second grade classroom in Evanston, Illinois to observe how Cathy uses the anticipation guide strategy to pique her students' interest in the book they are about to read together, *Jin Woo* by Eve Bunting. Cathy asks questions designed to activate the kids' prior knowledge and to encourage them to make predictions about what they think will happen in the story.

Always model strategies for students first and explain your thinking process.

1:49 / 8:22

[http://www.readingrockets.org/strategies/anticipation\\_guide#watch](http://www.readingrockets.org/strategies/anticipation_guide#watch)

Name \_\_\_\_\_

Date \_\_\_\_\_

Title of story \_\_\_\_\_

Author \_\_\_\_\_

### Anticipation Guide

Use the following anticipation guide to preview a story before you read it. Before reading, mark whether or not you agree or disagree with each statement. After reading the story, fill in the page number where you found the answer to each statement, tell whether or not you were right, and reflect on what you found.

	Agree/Disagree	Page #	Were you right?	Reflect
1.				
2.				
3.				
4.				
5.				
6.				
7.				



# NÁJDI NIEKOHO, KTO...



1. Veľa športuje
2. Bol v lete pri mori
3. Má domáce zvierá
4. Bude robiť niečo zaujímavé dnes večer
5. Bude mať narodeniny tento mesiac...

Úloha: - utvor otázku, opýtaj sa, zapíš odpoveď

- nájdí slovesá, urč čas,... – porovnať výsledky
- Žiaci vytvoria, my zadáme napr. čas (jednoduchý prítomný,...)



Aktivita 1 – Zapamätaj si  
Žiaci pozerajú na obrázok 30  
sekúnd. Potom opisujú  
obrázok spamäti

Aktivita 2 – vo dvojiciach  
Žiaci si nakreslia prázdnu  
izbu, sused diktuje  
umiestnenie vecí, druhý kreslí

Aktivita 3 – Rozprávanie  
Žiaci si nakreslia vysnený dom  
(byť, izbu) a opisujú ho

# KONVERZAČNÉ AKTIVITY



1. Napíšte 3 fakty a jeden nepravdivý.

- Žiaci: najprv každý sám, potom vo dvojiciach

Správna odpoveď

2. Žiaci píšu 3 fakty a jeden nepravdivý na lístočky, ktoré sa potom rozďajú v triede

- Žiaci háďajú odpoveď,

- Diskusia

3. Žiaci majú kartičky PRAVDA a NEPRAVDA

- Učiteľ prečíta vetu, žiaci dvihnú kartičku.



✘ <http://vocaroo.com/> - nahrajte sa

✘ Minuscule videoclips –



✘ <https://www.youtube.com/watch?v=6C0HSoX4b8c>

✘



QR codes



e-Books



m-Learning



Whiteboards



Digital Pens



Cell Phones  
Video and Camera



YouTube



Webcams



Podcasts



Animation

# VIDEÁ

---

- ✘ Jeden žiak pozerá, ostatní nie. Pozerajúci hovorí, čo sa deje. Žiaci sa striedajú. Nakoniec zrekapitulujú príbeh
- ✘ Žiaci pozerajú, učiteľ zastaví, žiaci domýšľajú, nakoniec pozrú do konca a porozprávajú príbeh
- ✘ Môžu záver pretvoriť podľa seba
  
- ✘ Napr.: *Minuscule, Mr.Bean, Simon's cat*

- 
- ✘ Poskytnite potrebnú slovnú zásobu pred videom (vyvodíte so žiakmi)
  - ✘ Vždy zadajte úlohu pred videom

## Simon´s cat

- ✘ <https://www.youtube.com/watch?v=EKvNqe8cKU4>
- ✘ <https://www.youtube.com/watch?v=I50DwR6FPRQ>
- ✘ Wallace and Gromit

Age Filter: Click to Set

7 - 12

SEARCH

Add a Video 

## Directory

- + Language Arts (4608)
- Mathematics (3538)
  - + Mathematics for Young Learners (180)
  - + Number Sense (150)
  - + Money (56)
  - + Measurement (274)
  - + Number Operations (657)
  - + Probability and Statistics (260)
  - + Geometry (440)
  - + Fractions, Decimals and Percentages (441)
  - + Ratios and Proportions (56)
  - + Pre-Algebra (168)
  - + Algebra (357)
  - + Algebra II (37)
  - + Pre-Calculus (19)
  - + Calculus (115)
  - Logic and Set Theory (7)

## Geometry


Area of a circle tutorial

There are 5 videos in this category and 435 videos in 80 subcategories.

### Subcategories:

- Area
- Basic Shapes
- Constructions
- Definitions and Counterexamples
- Fibonacci Sequence
- Fractals
- Geometry Manipulatives
- Geometric Shapes
- Hyperbolic Geometry
- Points, Lines, Planes, Rays
- Proofs
- Pythagorean Theorem
- Reasoning
- Similarity
- Symmetry
- Transformations
- Volume

Category Videos ▼



### Highway Design - Introduction to Horizontal and Vertical Alignment

From YouTube, produced by Daniel Findley

[BEST VIEWED IN FULL-SCREEN MODE] The instructor introduces horizontal and vertical alignment of the highway design process. This video presents geometric relationships and the nomenclature necessary to understand the concepts of highway alignment.... [\[more\]](#)

# WatchKnowLearn - educational videos

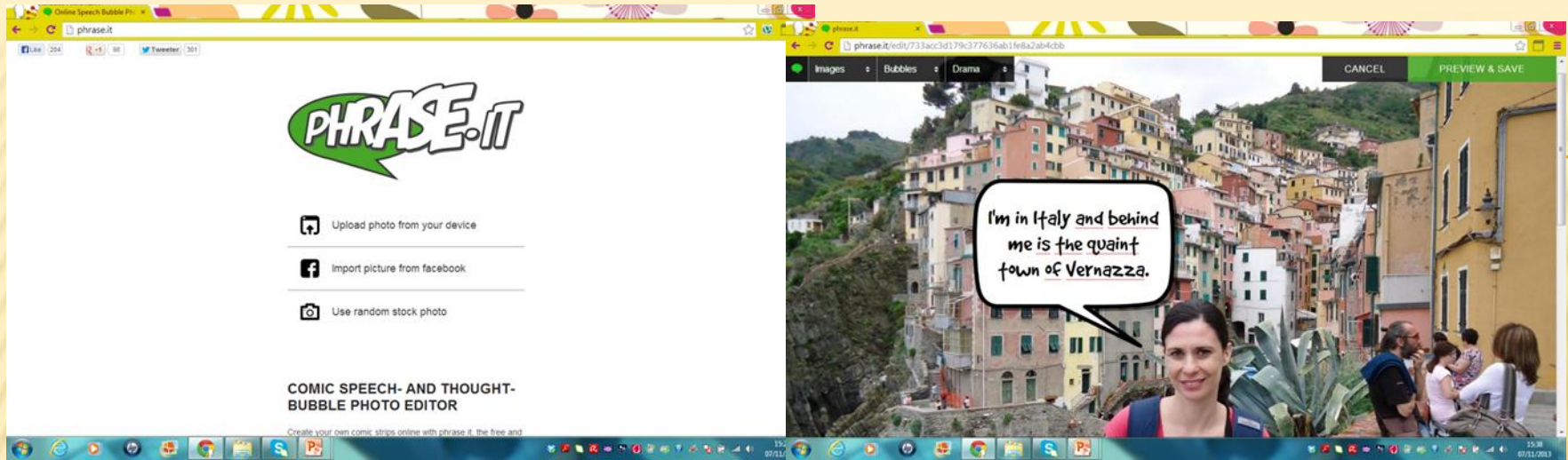
<http://www.watchknowlearn.org/Video.aspx?VideoID=40901&CategoryID=6976>



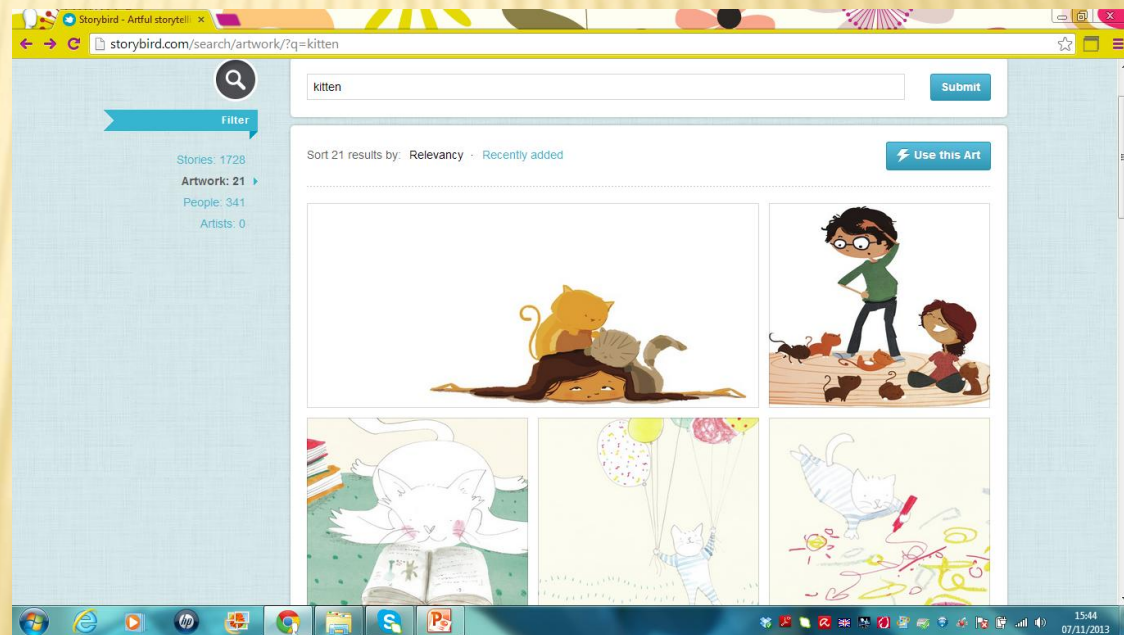
## ✘ Comic: Toondoo.com



<http://www.toondoo.com/createToon.do>



<http://phrase.it/show/fe2yed>



<http://storybird.com>

www.instagrok.com/results.html?action=view&result\_id=uYcyNQpouFmTWOzK59P3

instaGrok malta Grok My Classes History Logout carecampbell

Project: malta [EDIT]

Difficulty: Background: Concepts: 4 views ☆ 0 Share Comments (0) Related

Malta, a self-governing republic, gained its independence from the United Kingdom in 1964.

Sea water is clean and safe for swimming in most areas, except when the sea is polluted.

Ensuring access to asylum for refugees, including at sea or land.

normans

urban area

united nations

united kingdom

kingdom

refugee

unite

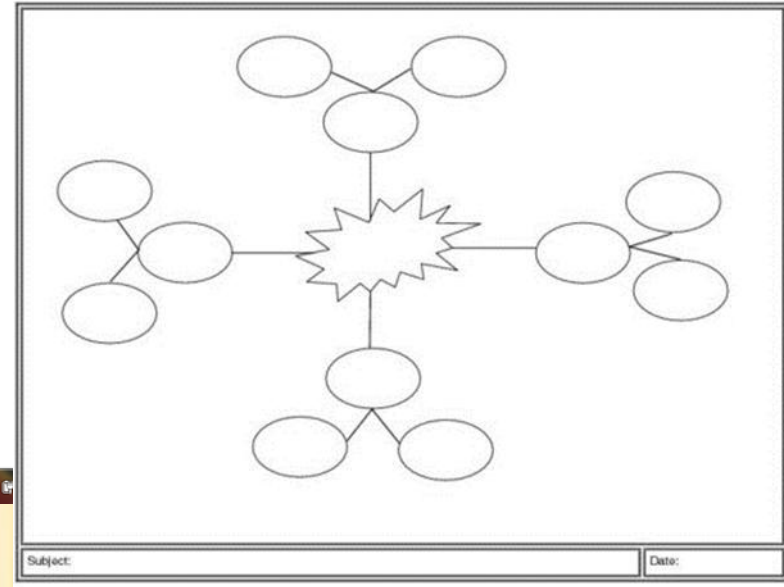
sea

refugee

migration

malta

[www.instagrok.com](http://www.instagrok.com)



[http://www.instagrok.com/results.html?action=view&result\\_id=uYcyNQpouFmTWOzK59P3](http://www.instagrok.com/results.html?action=view&result_id=uYcyNQpouFmTWOzK59P3)



[Wordle.com](http://www.wordle.com)

<http://worditout.com/>

# BÁSNE NA MENÁ

## Caroline

**C** is for Confident, an excellent character

**A** is for Artistic ability, you'll go far

**R** is for Radiant, the sparkling you

**O** is for Outgoing, an adventurous girl

**L** is for Leader, wherever you go

**I** is for Ideas, you have so many

**N** is for Natural, simply the best

**E** is for Exciting, your spirit is catching



Caroline, a very special girl

# TVORBA VIDEO

← → C www.magisto.com

magisto POPULAR MOVIES FEATURED ALBUMS MY MOVIES MY ALBUMS BLOG PC APP <sup>BETA</sup> CREATE MOVIE LOG IN

Make a Movie.  
Tell Your Story.

CREATE MOVIE

↑ It's Free!

Download on the App Store

ANDROID APP ON Google play

amazon Appstore for Android

“ It just magically knows exactly what I want even if I don't know it yet. ” June 18 by Escapeto

<https://www.youtube.com/watch?v=TqaBRCAnN1g>

<https://animoto.com>

# TVORBA CLOZE TEXTOV

## CLOZE TEST

Paste your text below:

ST. JOHN'S CO-CATHEDRAL Add to Favourites St. John's Street, Valletta, Malta St. John's Co-Cathedral Described as the first complete example of the high Baroque anywhere, St. John's Cathedral epitomises the role of its original patrons, the Knights of St. John.

The Cathedral is testimony to the talent of Maltese military architect Gerolamo Cassar, with Mattia Preti's intricately carved stone wall designs, as well as the painted vaulted ceiling and side altars with scenes from the life of St John. The Cathedral also houses one of Europe's most impressive and famous art works - Caravaggio's Beheading of St. John the Baptist.

The Cathedral was a shrine to the Knights, as many sons of

- Text only  Interactive  
 Clues  No clues

Invia

clue:



- every  words
- articles
- prepositions
- link words
- auxiliaries
- wh- words
- quantifiers
- modals
- let me choose

<http://l.georges.online.fr/tools/cloze.html>

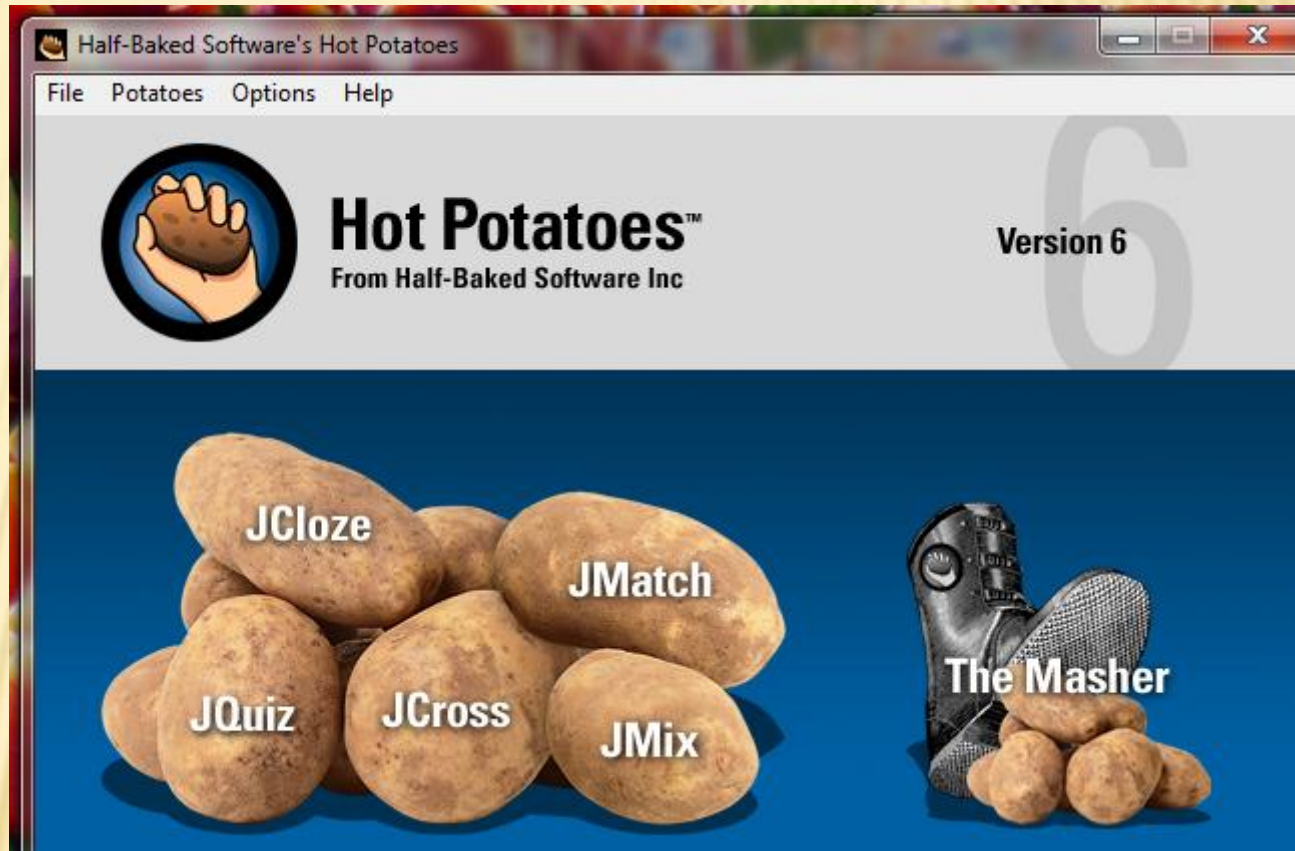
# WEBSITE: QUIZLET

The screenshot displays the Quizlet website interface. At the top, the navigation bar includes the Quizlet logo, links for 'Your Sets', 'Create', and 'Browse', a search bar for 'Search Quizlet', and a user profile for 'carecampbell' with an 'Upgrade to Teacher' button. The main content area is titled 'Your Sets' and features a sidebar with 'CLASSES' and 'BEHIND THE SCENES AT QUIZLET' sections. The main content area shows a list of sets under the 'Studied' tab, including 'English Verbs 17 terms' and 'Italian - la casa 5 terms', both with 'You studied this set' and 'Hide' options. The bottom of the screenshot shows a Windows taskbar with various application icons and a system tray displaying the time '13:12' and date '27/10/2013'.

<http://quizlet.com>

<https://hotpot.uvic.ca/>

Cloze texty  
Cvičenia  
Kvízy  
Křížovky





# WEBSITE: CROSSWORD PUZZLE

The screenshot shows a web browser window with the URL [worksheets.theteacherscorner.net/make-your-own/crossword/](http://worksheets.theteacherscorner.net/make-your-own/crossword/). The page is titled "Crossword Maker" and includes a navigation menu on the left with options: "Templates", "Party Invitations", "Calendar", "Printable Cards", "Photo Editing", and a "CLICK HERE" button for "MyScrapNook". The main content area is divided into two tabs: "Crossword Maker" (active) and "FAQ's/Troubleshooting". Under the "Crossword Maker" tab, there is a "Title:" field with a text input box, an "Instructions:" section with a text input box containing "Complete the crossword below", and a section for "premade word/clue sets". Below this, there are columns for "Words" and "Clues", and a "Spell Check : Enabled" indicator. A grid of 12 rows and 2 columns is visible, with search icons in the first two rows. On the right side, there is a vertical stack of image thumbnails for various puzzles and activities. The Windows taskbar at the bottom shows the date and time as 21:47 on 23/07/2014.

<http://worksheets.theteacherscorner.net/make-your-own/crossword/>

# ✘ Learnenglishkids – British Council

<http://learnenglishkids.britishcouncil.org/en/>

The screenshot shows the LearnEnglish Kids website interface. At the top, there is a navigation bar with links for 'Help', 'Log in', and 'Sign up for a free account'. The main header features the 'BRITISH COUNCIL' logo and the 'LearnEnglish Kids' title. Below the header is a menu with icons for 'home', 'kids games', 'listen & watch', 'read & write', 'make', 'Speak & Spell', 'grammar', and 'little kids'. A 'parents' button is also visible. The main content area includes a large illustration of a green dinosaur, a search bar, and a 'Parents' section. A vertical menu on the right side of the dinosaur image offers options: 'Play a game', 'Read a story', 'Listen to a song', 'Watch a video', and 'Practise writing'. At the bottom, there are sections for 'Welcome', 'Games', 'Songs', 'Stories', and 'Teachers'.

Blendspace | LearnEnglish Kids | British Council

learnenglishkids.britishcouncil.org/en/

Help | Log in | Sign up for a free account | English

LearnEnglish Teens | TeachingEnglish | LearnEnglish

BRITISH COUNCIL | LearnEnglish Kids

home | kids games | listen & watch | read & write | make | Speak & Spell | grammar | little kids | parents

Home > home

Play a game

Read a story

Listen to a song

Watch a video

Practise writing

Search

Parents

Find information about helping your child to learn English.

Go to parents

Teachers

Find out how you can use LearnEnglish Kids in the classroom.

Welcome

LearnEnglish Kids has lots of free online games, songs, stories and activities for children to have.

Games | Songs | Stories

## ✘ Monkey Jam

<https://www.youtube.com/watch?v=kljO1fjNhAw>

- Pixton – vytvor komiks <http://www.pixton.com/uk/>

- Edmondo

<http://www.youtube.com/watch?v=2cP7kFVoG6Q>

- Kidblog <http://kidblog.org/why-kidblog/>

- Glogster <http://edu.glogster.com/>

<http://www.teachertrainingvideos.com/>

# PREVRÁTENÁ HODINA

---

° Vhodné najmä pre slabších, začlenených

Zadať materiál žiakom pred hodinou (domáca úloha vopred – nižšie rozum. schopnosti)

- napr. text na čítanie, video, handouty,...

No hodine pri výklade už budú mať predstavu, nebudú takí stratení... – vyššie rozum. schopnosti

# ROZPRÁVANIE

---



Vo dvojiciach  
„brainstorm“ slová z  
rozprávok

# ÚLOHA

- ✘ Vyberte 5 slov z rozprávok a 5 z týchto moderných ingrediencií a vytvorte rozprávku

A computer that  
can grant wishes

A pop  
star

A pop  
star

A flying  
car

A radio that can  
tune in to other  
people's  
thoughts

A magic  
cash card

A magic  
tablet

# ROZPRÁVKY - ZRUČNOSTI

Aké zručnosti vieme naučiť na rozprávke?

Matematika

Výtvarná

Hudobná


Goldilocks  
and the  
three bears

Jazyk

Etika

Varenie

# ÚLOHA





# DICTOGLOSS

---

- ✘ Prečítajte celý text naraz
- ✘ Žiaci sa snažia zapamätať si čo najviac a presne to napísať. Necháme ich, kým píšú.
- ✘ Prečítame celý text znova a zase ich necháme písať, opravovať.
- ✘ Môžeme opakovať.
- ✘ Žiaci vo dvojiciach porovnajú
- ✘ Prečítame celý text a žiaci kontrolujú

✘ *When I was a child we used to go camping every summer. We'd choose a different place each year, and we'd drive around until we found a beach we liked. Then we'd pitch our tent, as near as possible to the beach. We'd usually spend most of the time on the beach or exploring the country round about. We never went to the same beach twice.*

✘ (source: Thornbury, S. *How to Teach grammar*. Longman p.83)

# 18 Grammar: Narrative verb forms

## 1 Spot the errors

- 1a Your trainer will read out a narrative which contains mistakes with the narrative tenses. As you listen, record the difference between what you hear and the text below.

I think my most dramatic childhood memory was a little accident I had when I had played with my brother. You see, my family was just moving into the countryside. It was great – I loved it – all that nature to explore! Anyway, that afternoon we've been walking along the banks of a little river until we came across a kind of tree house. But best of all, it had a swing attached to it so you could swing out over the river. So my brother and I climbed up to the tree house and I was determined to go first. I was grabbing the rope and then I had swung out. But, of course, what we hadn't realised was that the rope was rotten. And as I was swinging back to the tree house, the rope broke and I was hitting my head on a rock. I was bleeding a lot so I was going off to hospital for stitches!



# NAJHORŠÍ TURISTA

---

- ✘ Letisko
- ✘ Premávka v Ríme
- ✘ Moderné budovy
- ✘ Starobylé pamiatky
- ✘ Dopravné značky
- ✘ Policajt
- ✘ Autobusová stanica
- ✘ Siréna
- ✘ Policajné auto
- ✘ Naspäť na letisku

# SLOVNÁ ZÁSOKB

---

- × Our **nice** hotel is on a **nice** beach and each room has a **big** balcony. Every morning you can watch the sun rise over the **nice** blue ocean and go for a **nice** swim before eating a **good** breakfast in the hotel restaurant. If you like **old** buildings and **old** places, you can visit the local town which also has a **good** market to buy some **nice** presents for friends at home.

---

**Nice** hotel: rundown, family-run, luxury, fabulous, wonderful, attractive

**Nice** beach: abandoned, sheltered, rocky, sandy, filthy, polluted

**Big** balcony: rickety, huge, spacious, tiny, roomy

**Nice** blue ocean: frigid, sparkling, deep, tranquil, balmy, azure

**Nice** swim: bracing, invigorating, refreshing, pleasant

**Good** breakfast: hearty, sparse, calorie busting, stingy, continental, substantial

**Old** buildings: ancient, derelict, abandoned, period

**Old** places: historical, interesting, intriguing,

**Good** market: vibrant, busy, noisy, tiny, smelly, flea, an established

**Nice** presents: gaudy, kitsch, tatty, original, exorbitant, hand-made, overpriced, traditional, welcome, cheap, personalised

# ROZŠIROVANIE VIET

---

- × Kto? Moje malé chlpaté šteniatko
- × Čo robí? Sa pohodlne usadí
- × Kedy? Každý večer
- × Kde? Na koberci v mojej izbe pri posteli
- × Prečo? Aby sa pohralo so svojou kostičkou



---

## How can we expand a single sentence into a descriptive paragraph?

Eg: The woman stood by the door, looked at the sky and thought about her son

1. Woman 2. stood 3. door 4. looked 5. sky 6. thought 7. son

If the word is a **noun**, add an adjective, phrase, or clause

If the word is a **verb**, add an adverb, phrase or clause

An example sentence might be as follows:

The fat, old **woman**, wearing an egg-stained, cotton dress, **stood** drunkenly by the brand new, red **door** which was always locked, **looked** hopefully, through tear-filled eyes at the cloudy, grey **sky** and **thought** happily about her stupid, teen-age **son**, John, who worked in a lawnmower factory.

(Activity Box. Jean Greenwood CUP)



# VIDEO

- ✘ <http://videotelling.com/2014/10/the-woman-with-the-big-heart-2/>




THE WOMAN WITH THE BIG  
HEART

# SLONIA AKTIVITA 😊




# POUŽITIE OBRAZOV V TRIEDE





Vyber si obraz a porozprávaj o svojom živote


# VYTVOR RODOSTROM



# ČO SI MYSLIA?





# ČO SA STANE?



# HAIKU



3 riadky – prvý a  
Posledný má 5 slabík,  
Stredný má 7 slabík.  
Zriedka sa rýmujú



**Vyber si dva obrazy. Predstav si rozhovor medzi postavami.**

**Prvý riadok – 7 slov**

**Druhý – 6 slov..... Posledný – 1 slovo**

**Potom naopak**



# AK BY VEDELI ROZPRÁVAŤ...



# O TESTUJ SI PAMÄT



1. Pravda/nepravda
2. Vyber z možností
3. Dopln

# PRISPÔSOBENIE MATERIÁLU

---

- × Skrát'
- × Zjednoduš
- × Nahrad'
- × Uprav

# CLOZE TEXTY

✘ <http://l.georges.online.fr/tools/cloze.html>

## CLOZE TEST

Paste your text below:

ST. JOHN'S CO-CATHEDRALAdd to Favourites St. John's Street, Valletta, MaltaSt. John's Co-Cathedral Described as the first complete example of the high Baroque anywhere, St. John's Cathedral epitomises the role of its original patrons, the Knights of St. John.

The Cathedral is testimony to the talent of Maltese military architect Gerolamo Cassar, with Mattia Preti's intricately carved stone wall designs, as well as the painted vaulted ceiling and side altars with scenes from the life of St John. The Cathedral also houses one of Europe's most impressive and famous art works - Caravaggio's Beheading of St. John the Baptist.

The Cathedral was a shrine to the Knights, as many sons of

- Text only  Interactive  
 Clues  No clues

Invia

clue:

+

-

- every  words
- articles
- prepositions
- link words
- auxiliaries
- wh- words
- quantifiers
- modals
- let me choose

<https://www.youtube.com/watch?v=74AoYQG2NPs>



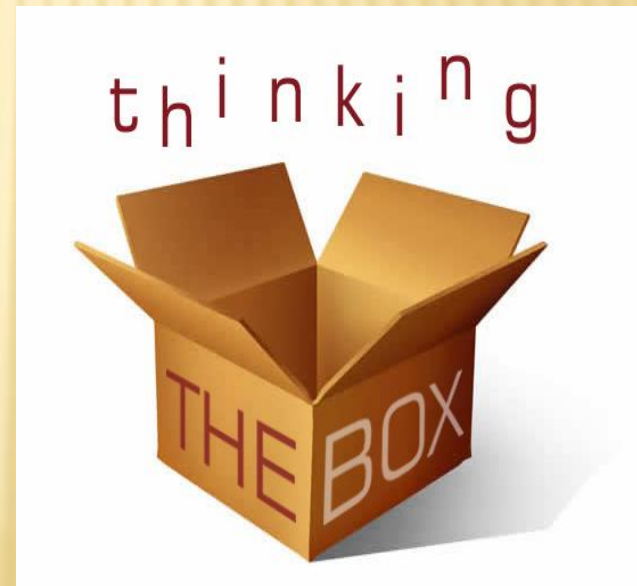
- ◆ <http://www.talkingdice.com/video.htm>



- ✘ A man and his son are driving to watch the football. They have a car accident. The father is killed instantly. His son survives but is in critical condition. He is rushed to the hospital and prepared for surgery. The surgeon enters the operating room, looks at the boy and says, “I can’t operate on this boy. He’s my son.”

*Clue: Nothing supernatural happens and he does not have a second family.*

[www.jamesabela.co.uk](http://www.jamesabela.co.uk)



- ✘ A man is alone on an island with no food and no water, yet he does not fear for his life.
- ✘ Clue: *There are many types of island.*

[www.jamesabela.co.uk](http://www.jamesabela.co.uk)



# SEBAHODNOTENIE ŽIAKOV





# AKO ZAPOJIŤ SLABŠÍCH

---

- ✘ Práca vo dvojiciach, skupinová práca
- ✘ Vytvoriť sebahodnotiacu tabuľku, ktorú žiaci vyplnia po skončení aktivity
  - + Kto čo robil na spoločnej práci
  - + Kto robil najviac
  - + Kto mal najviac nápadov
  - + Kto sa nezapájal...

---

Ďakujem za pozornosť